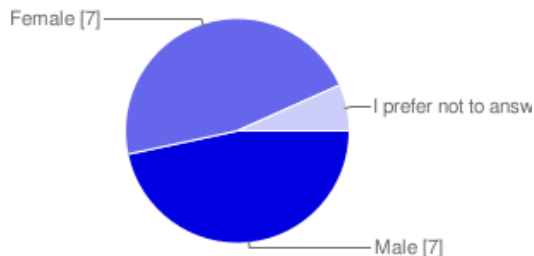


# 15 [responses](#)

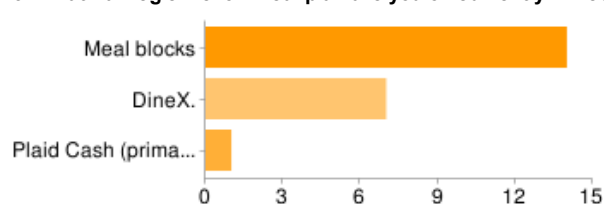
## Summary [See complete responses](#)

### 2. Gender



Male	7	47%
Female	7	47%
I prefer not to answer	1	7%

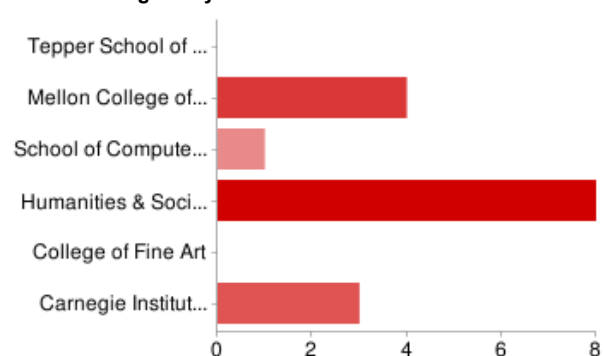
### 3. What Carnegie Mellon meal plan are you on currently? Check all that apply



Meal blocks	14	93%
DineX	7	47%
Plaid Cash (primarily for food)	1	7%

People may select more than one checkbox, so percentages may add up to more than 100%.

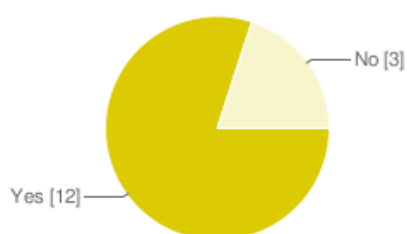
### 4. What college are you in?



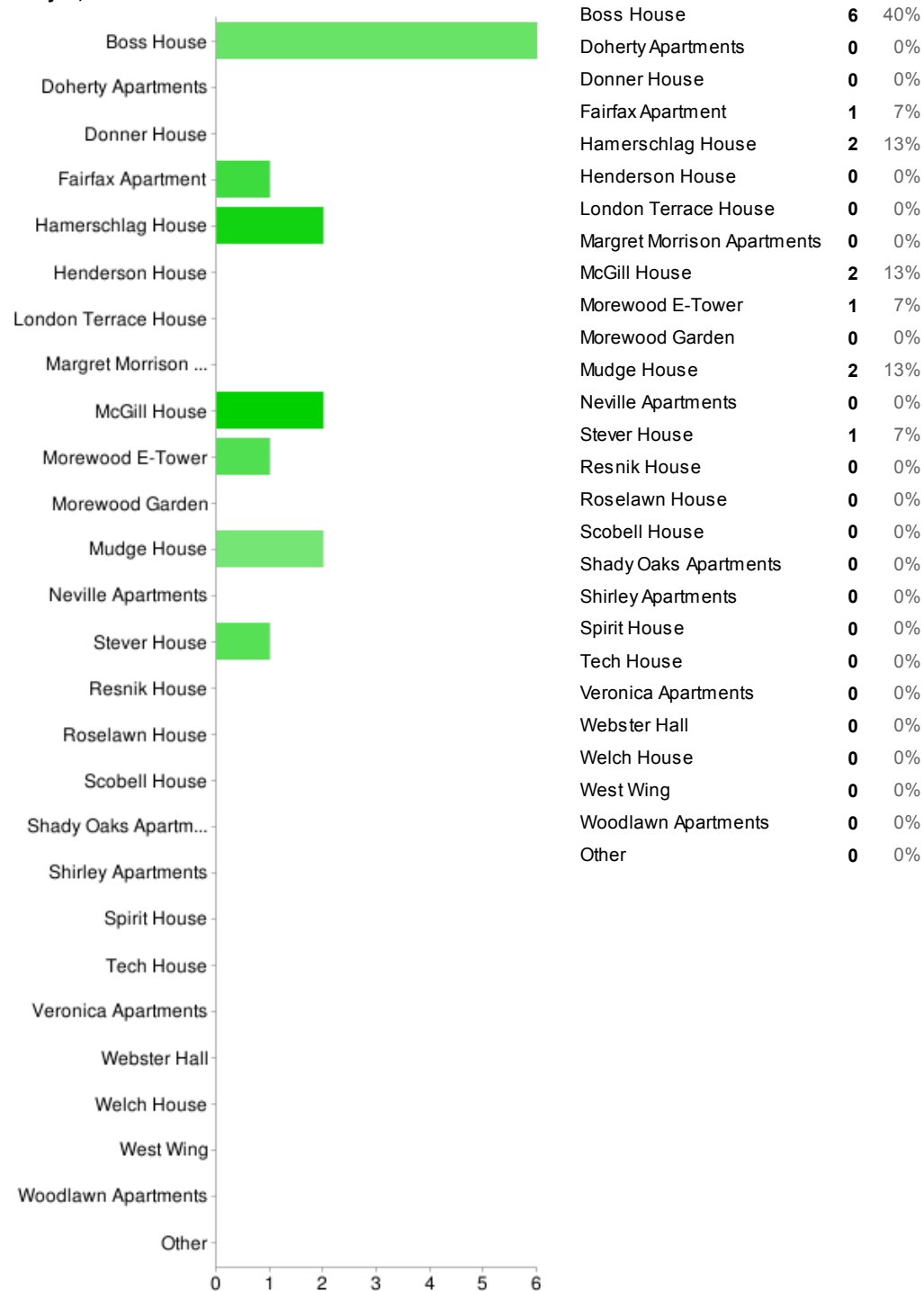
Tepper School of Business	0	0%
Mellon College of Science	4	27%
School of Computer Science	1	7%
Humanities & Social Studies	8	53%
College of Fine Art	0	0%
Carnegie Institute Technology	3	20%

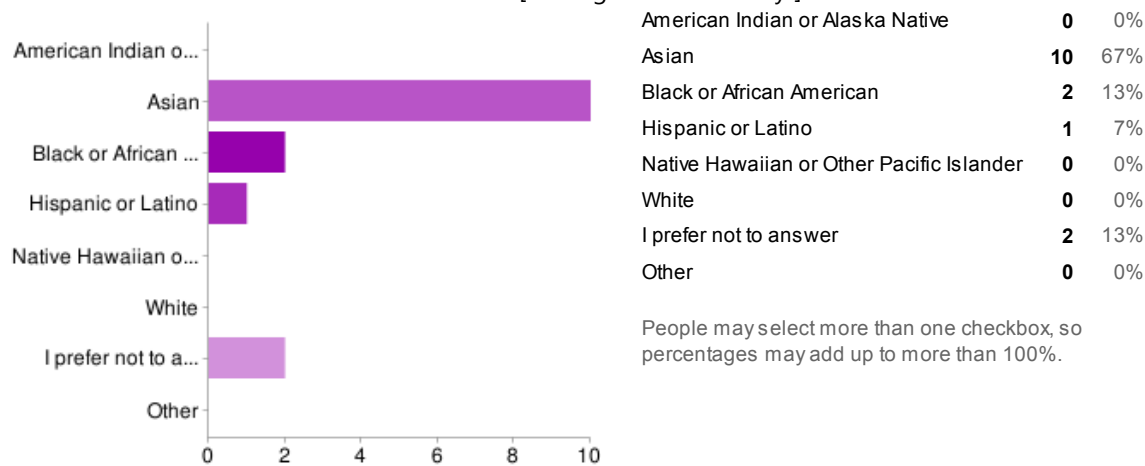
People may select more than one checkbox, so percentages may add up to more than 100%.

### 5. Do you live in school housing?

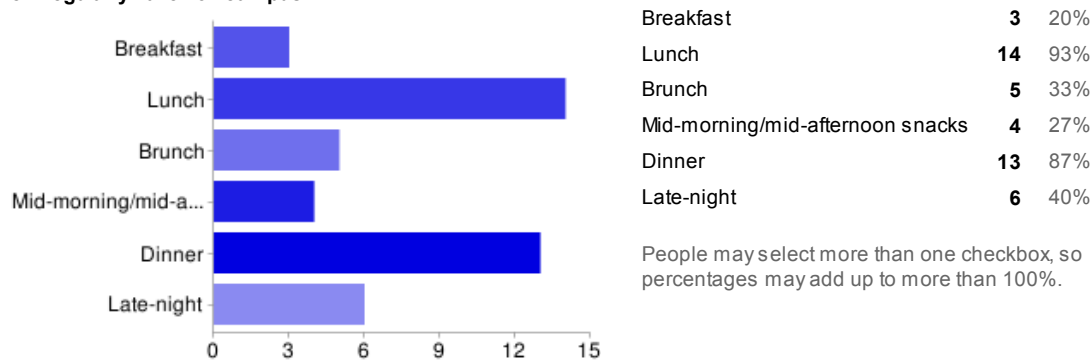


Yes	12	80%
No	3	20%

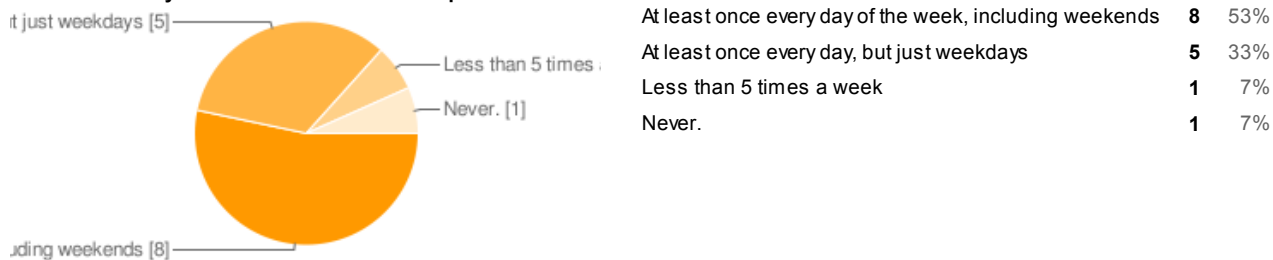
**6. If yes, where?****7. What is your nationality/Ethnicity?**




## 8. I regularly have...on campus.



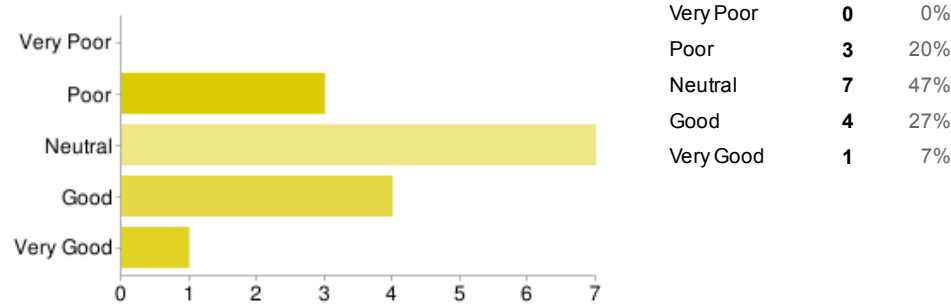
## 9. How often do you dine at one of the on-campus food vendors?



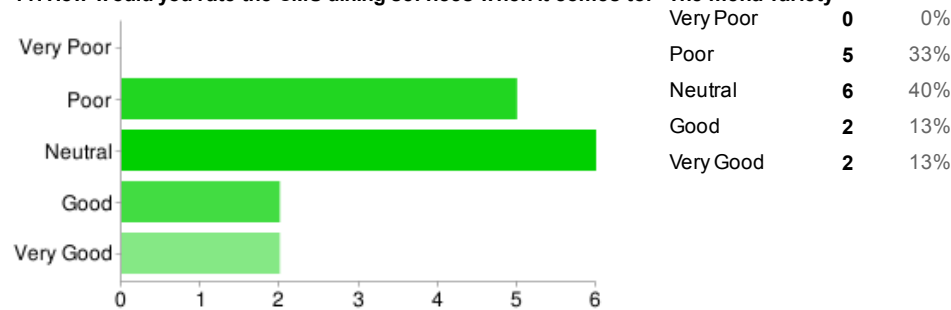
## 10. How satisfied, in general, were you with your meals/snacks?



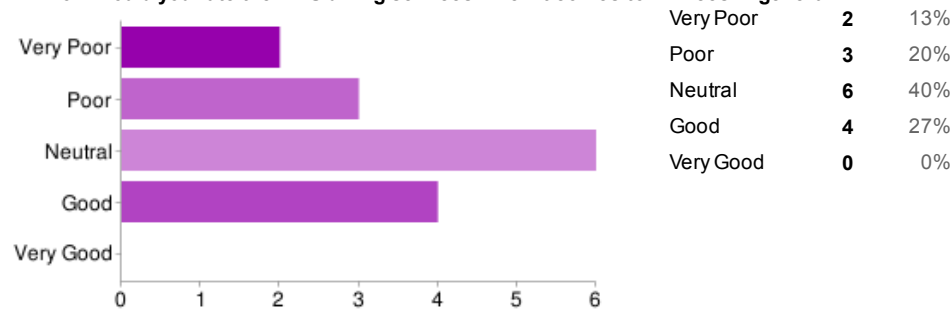
**11. How would you rate the CMU dining services when it comes to: - The food and drinks offered suit my taste/need**



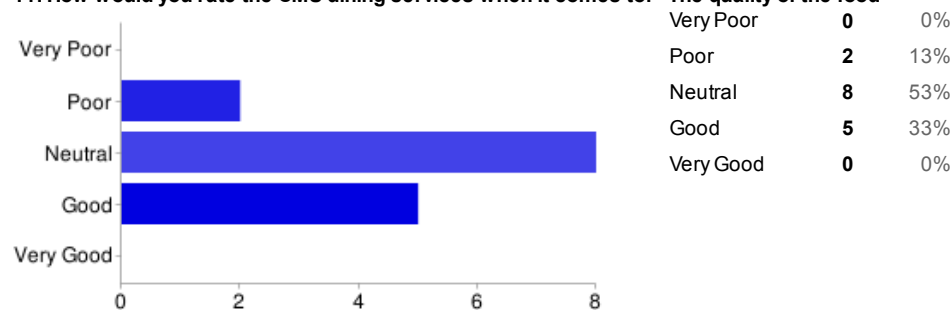
**11. How would you rate the CMU dining services when it comes to: - The menu variety**

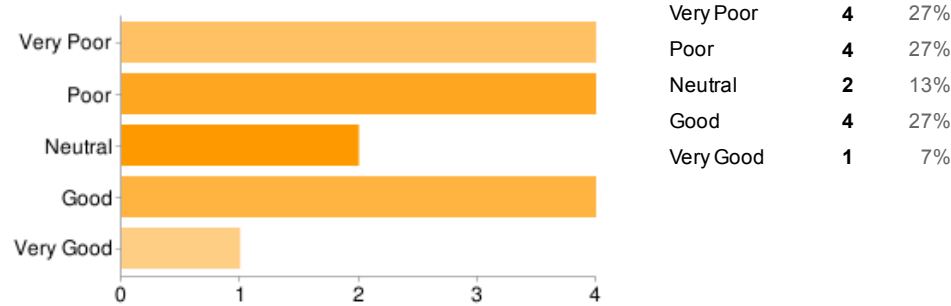
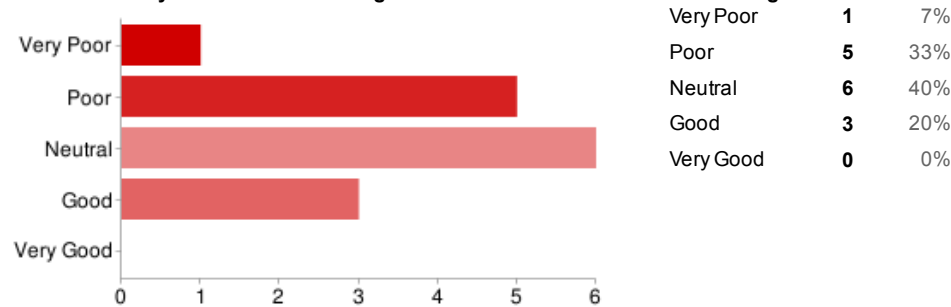
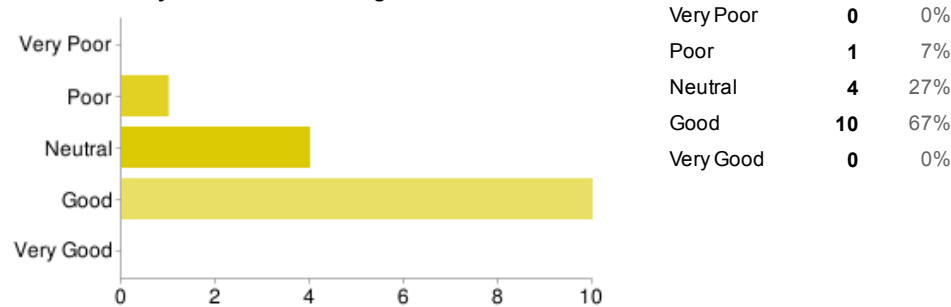
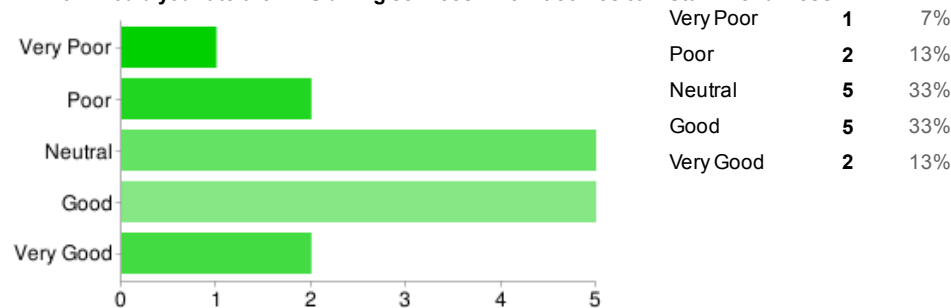


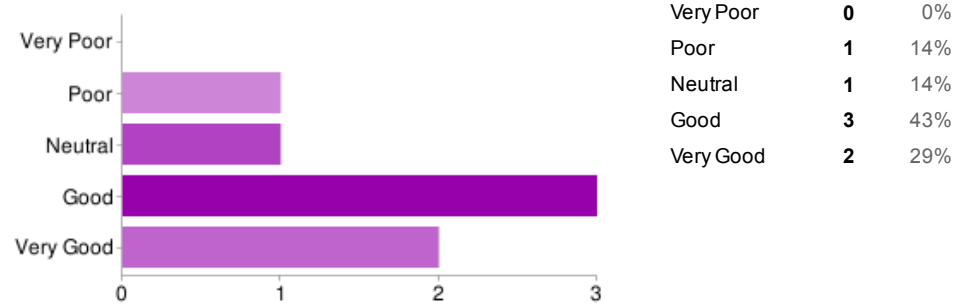
**11. How would you rate the CMU dining services when it comes to: - Prices in general**




**11. How would you rate the CMU dining services when it comes to: - The quality of the food**



11. How would you rate the CMU dining services when it comes to: - **Healthy choice options**11. How would you rate the CMU dining services when it comes to: - **The waiting time**11. How would you rate the CMU dining services when it comes to: - **Cleanliness**11. How would you rate the CMU dining services when it comes to: - **Staff friendliness**

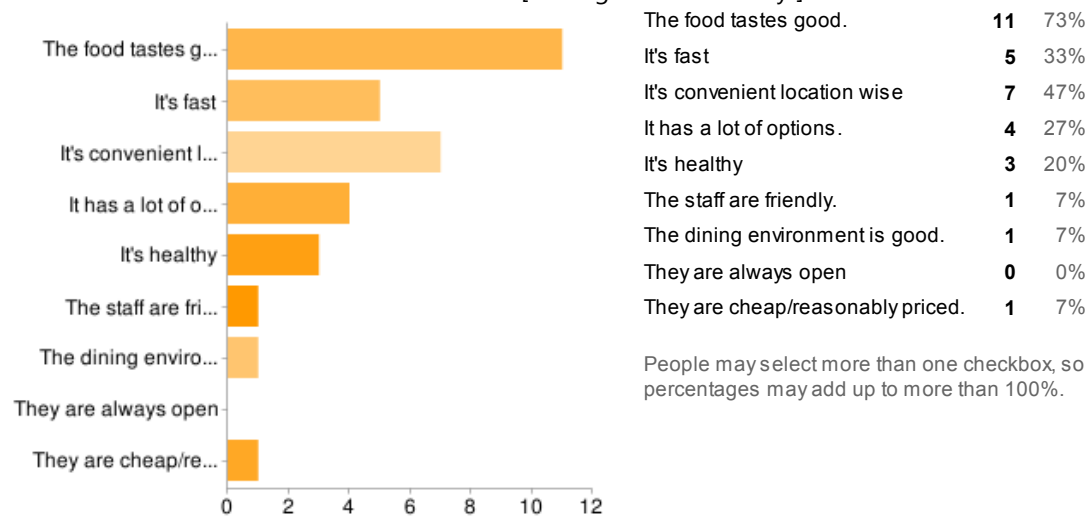
**11. How would you rate the CMU dining services when it comes to: - Availability/Hours of Operation****12. Which vendors do you like the most, for meals?**



Asiana (Newell-Simon Hall)	6	40%
Carnegie Mellon Cafe (Resnik House)	5	33%
City Grill (University Center)	1	7%
Downtown Deli (University Center)	1	7%
Entropy (University Center)	7	47%
Evgestos! (University Center)	1	7%
The Exchange/Ginger's (Tepper)	5	33%
Ginger's Express (Baker)	2	13%
Kosher Korner (University Center)	0	0%
La Prima (Wean)	0	0%
The Maggie Murph Cafe (Hunt Library)	1	7%
Mitchell's Mainstreet Market (Newell-Simon Hall)	0	0%
Quik Picks (University Center)	0	0%
Schatz (University Center)	3	20%
Si Senor (University Center)	4	27%
Skibo Coffeehouse (University Center)	3	20%
Souper Soups (University Center)	0	0%
Spice it up Grill (Resnik House)	2	13%
Spinning Salads (University Center)	0	0%
Stephanie's (Mellon Institute)	0	0%
Stir Crazy (University Center)	0	0%
Sushi Too (Resnik House)	3	20%
Take Comfort (Resnik House)	7	47%
Tartan's Pavilion (Resnik House)	0	0%
Taste of India (Resnik House)	2	13%
Tazza D'oro (Gates Hillman Center)	1	7%
Totally Juiced (University Center)	0	0%
The Underground (Morewood)	0	0%
The Zebra Lounge (CFA)	0	0%
AVI Vending (Wean/multiple locations)	0	0%


People may select more than one checkbox, so percentages may add up to more than 100%.

13. Why do you like these vendors?



14. Which vendors do you like the least, for meals?





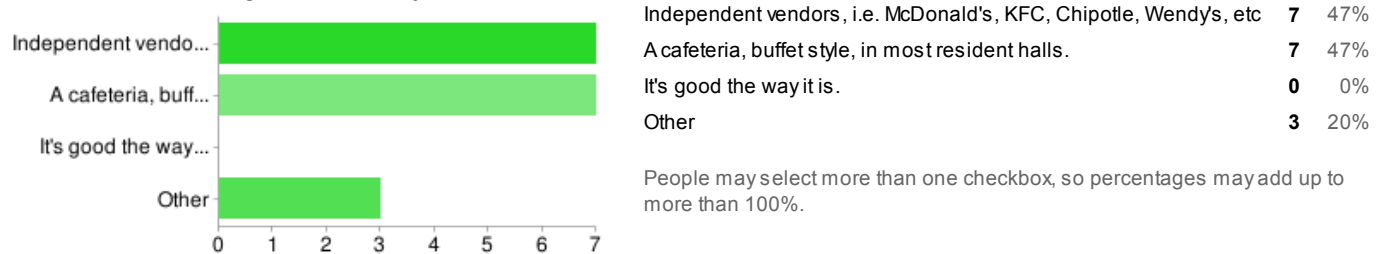
Asiana (Newell-Simon Hall)	1	7%
Carnegie Mellon Cafe (Resnik House)	2	13%
City Grill (University Center)	2	13%
Downtown Deli (University Center)	1	7%
Entropy (University Center)	0	0%
Evgestos! (University Center)	3	20%
The Exchange/Ginger's (Tepper)	2	13%
Ginger's Express (Baker)	1	7%
Kosher Korner (University Center)	1	7%
La Prima (Wean)	0	0%
The Maggie Murph Cafe (Hunt Library)	0	0%
Mitchell's Mainstreet Market (Newell-Simon Hall)	1	7%
Quik Picks (University Center)	2	13%
Schatz (University Center)	0	0%
Si Senor (University Center)	2	13%
Skibo Coffeehouse (University Center)	5	33%
Souper Soups (University Center)	0	0%
Spice it up Grill (Resnik House)	3	20%
Spinning Salads (University Center)	0	0%
Stephanie's (Mellon Institute)	1	7%
Stir Crazy (University Center)	1	7%
Sushi Too (Resnik House)	0	0%
Take Comfort (Resnik House)	0	0%
Tartan's Pavilion (Resnik House)	0	0%
Taste of India (Resnik House)	0	0%
Tazza D'oro (Gates Hillman Center)	0	0%
Totally Juiced (University Center)	1	7%
The Underground (Morewood)	2	13%
The Zebra Lounge (CFA)	2	13%
AVI Vending (Wean/multiple locations)	1	7%

People may select more than one checkbox, so percentages may add up to more than 100%.


15. Why do you dislike these vendors?




#### 16. Which of these dining services would you like to see at CMU?

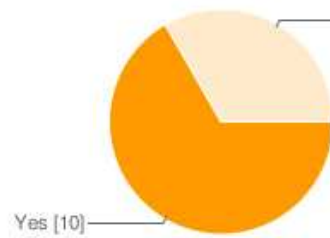


#### 17. How important is it to you that school vendors provide healthy options?



#### 18. How important is it to you that school vendors offer organic options?



**19. Would you like to see nutritional info and calorie counts on the menu boards?**

Yes	10	67%
No	5	33%

**20. If you can add one type of food to the CMU dining service's menu, what would it be?**

Mexican style like Chipotle or Qdoba   Better Chinese Food!!!!   Chinese / Japanese soup  
 noodles   Noodles.   Japanese food   Things that they sell in the truck on margret morrison.(i.e. pho)   better  
 chinese food   Noodle Place   more soups!   more soups!

**Number of daily responses**