

An aerial photograph of the Carnegie Mellon University campus, featuring a large, light-colored building with many windows and a central courtyard. A tall, thin, grey pole stands in the courtyard, with several people climbing it. The scene is overlaid with a semi-transparent yellow-green filter. The title text is centered over the image.

CMU Students' Perception of Academic Archiving

Victoria Docherty
William Ouyang
Daphne Tsatsoulis
Bin Yang

Research Question and Motivations

- Students' Knowledge of University Academic Policies
- Awareness of Academic Archives
- Is there a solution to the imbalance of Academic Assistance through Academic Archives?

What We've Discovered

- Students don't know the University Academic Policies
- Students support the idea of a Campus-wide Academic Archive
- Students believe that they would benefit from such an Archive

A man and a woman in business attire are looking at a laptop screen in an office setting. The man is on the left, and the woman is on the right, leaning over his shoulder. They are both looking intently at the laptop. The background is a bright, out-of-focus office space with a window. The overall tone is professional and collaborative.

Methodology

Online **Two-Phase** Sampling

Two-Phase Sampling

Phase I

- Subpopulation size of 150
- Two emails: Initial email, reminder email
- Response rate of 24% (36 respondents)

Phase II

- Subpopulation size is 579
- Three emails: Initial email, 2 reminder emails
- Response rate of 22.6 %

Overall:

Population: 729 Carnegie Mellon Undergraduates

Distribution: Email linking to survey on Survey Monkey

Response Rate: 22.9%

Population Selection

- Stafford Brunk supplied a comprehensive undergraduate population list
- Random numbers $[0,1]$ were assigned to every student
- Students were ordered numerically and contacted in numerical order

Item Non Response & Imputation

Item Non-Response Rate of : 10.2%

Possible Reasons for non-response:

- Subject sensitivity
- Burden due to length of survey
- Not being applicable to

Data was not imputed to avoid introducing bias because non-response was not missing at random.

A blurred image of a pen resting on a piece of paper, with a wavy line drawn on the paper.

Nonresponse and Incompleted Surveys

Nonresponse

- Response rate: 22.9% (167/729)
- Provided motivation to complete survey with a \$20 Starbucks giftcard
- Caused hate email replies
- Personal contact from respondents

Nonresponse... Why?

- Students being too busy
- Students not seeing direct benefit
- Ethics-related questions made students uncomfortable

Nonresponse... Why?

- Students being too busy
- Students not seeing direct benefit
- Ethics-related questions made students uncomfortable

Nonresponse... Possible Future Solutions

- Better Incentive – iTunes Gift Card
- More reminder emails
- Changing survey title to hide the sensitive nature of the survey



Item Nonresponse

- End of 1st page – Survey too long
- Beginning of 5th page – Questions were of a sensitive nature regarding campus organizations
- Demographics page – Fear of association

Future Improvements

- Shorter Survey
- Precision of questions
- Better phrasing of questions





Issues and Successes



Issues

- Greeks felt targeted and lied
- Respondents responded very slowly

Successes

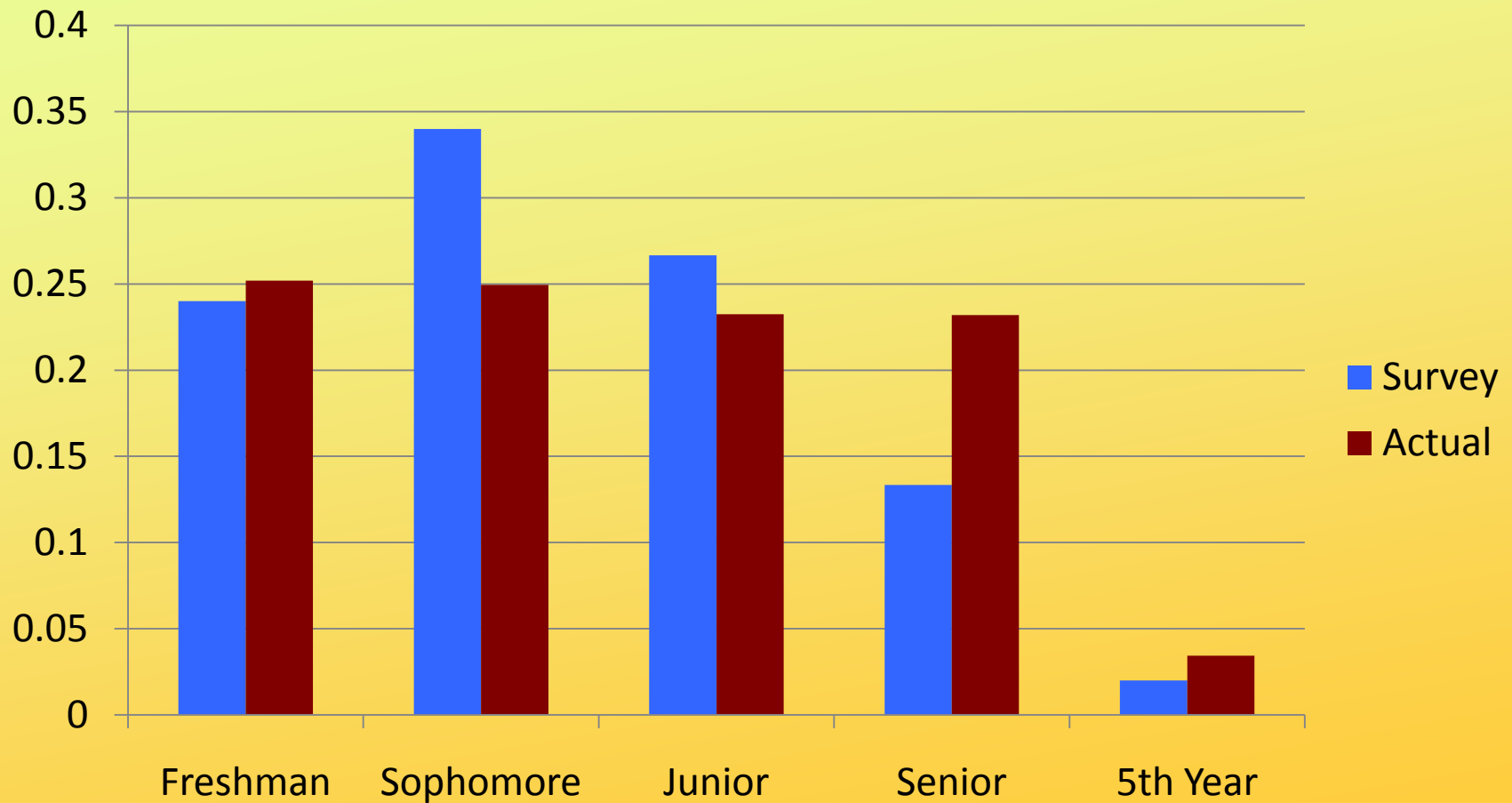
- Highly effective two phase sampling
- Brought more awareness to this important issue
- All research questions were answered



Results and Analysis

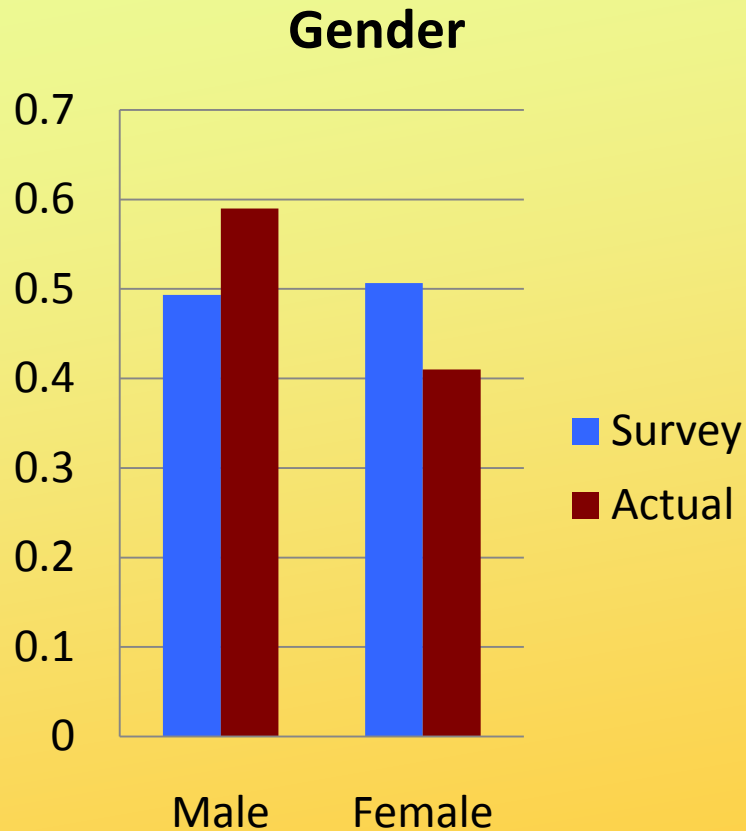
150 completed the survey

Enrollment Year



Source: http://www.cmu.edu/ira/factbook/pdf/facts2010/2_fact-book_webversion_2009_10_enrollment1.pdf (p. 8)

Gender/Greek Life




Sources: http://www.cmu.edu/ira/factbook/pdf/facts2010/2_fact-book_webversion_2009_10_enrollment1.pdf (p. 7),
<http://www.studentaffairs.cmu.edu/student-life/greek/about/reports/fraternity-and-sorority-life-report-spring-2009.pdf>

Demographics Summary

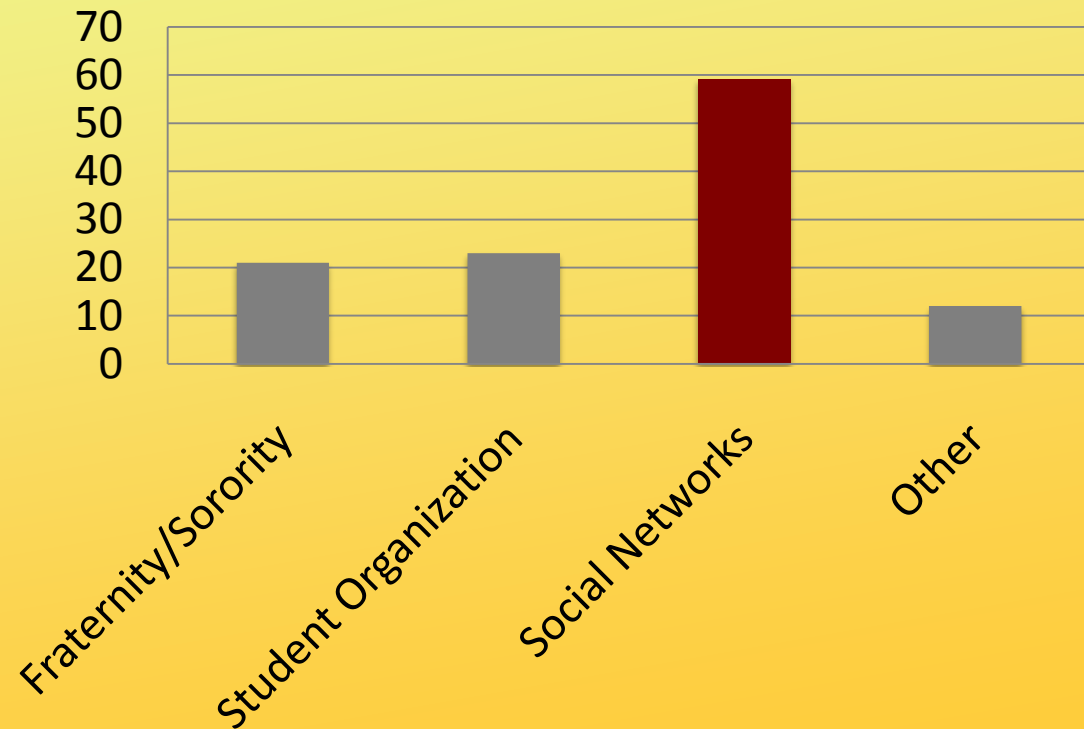
- 150 person sample size
- Sophomores: +10%; Seniors: -10%
- Female to Male survey ratio also off by about 10% compared to actual campus data
- Decision made not to weight results because Greek life & other key proportions found to be approximately representative

Possession of old materials

Access to old materials

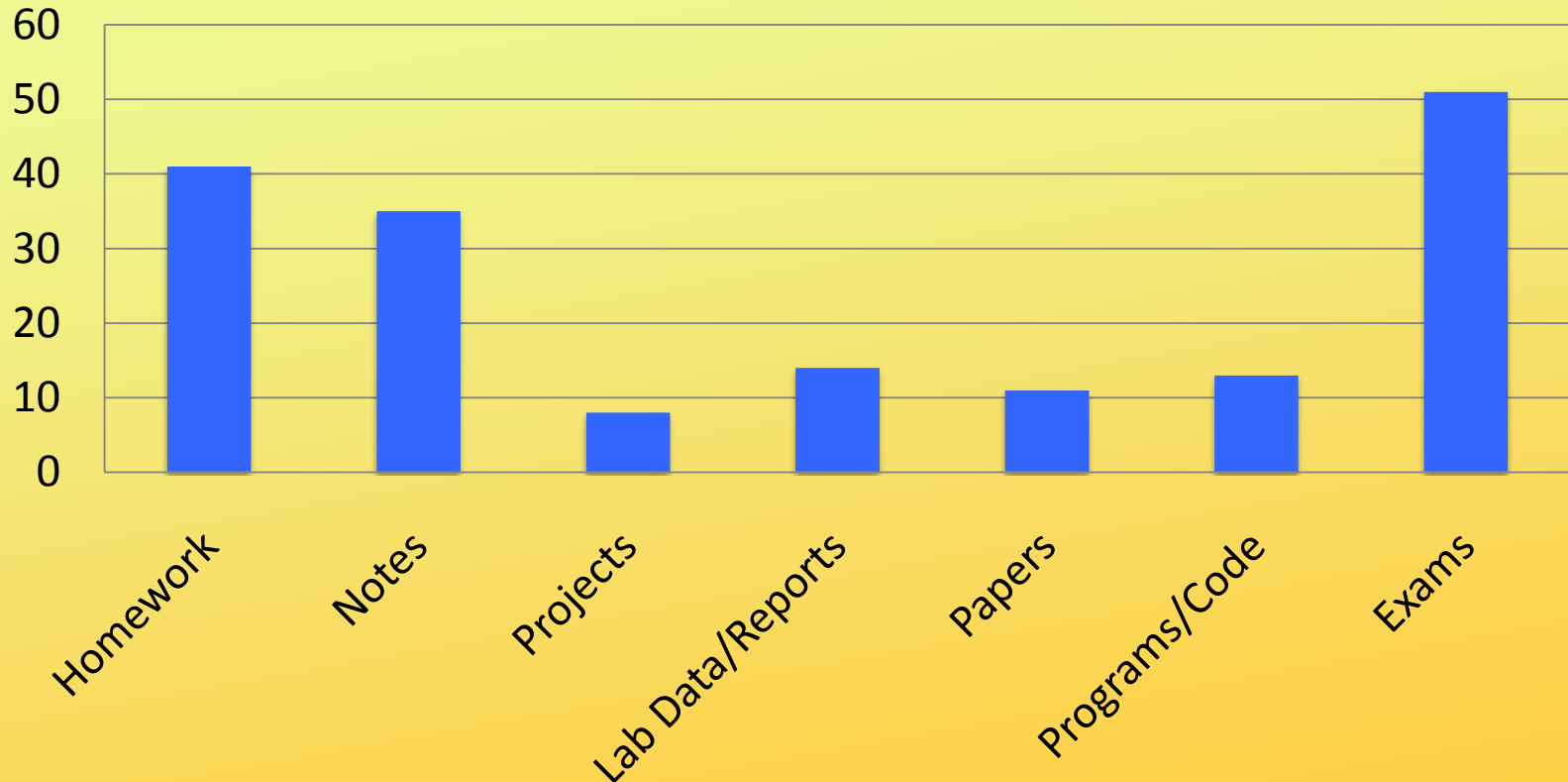


Source (multiple choices allowed)



Usage of old materials

Type of materials used (multiple choices allowed)



- 51.3% indicated no access/no usage
- Exams and Homework are most widely used

Student Perceptions/Attitudes

- 75% of students think Greek organizations have academic archives
- Most do not think having academic material of any kind is cheating
 - 58% even thought having old exams was ethical
- 89% of students think that old materials give students an advantage
 - 57% think that access of such materials is fair

Further analysis

- Selected key questions out of the survey and coded the responses (No = 0, Yes = 1, etc)
- Used Minitab and performed several one-way ANOVAs to see if the means of different groups were equal
- 3 key themes: knowledge of academic policies, access to old academic materials, and support of a campus-wide archive

Selected surprising results...

- 33% of sophomores identified the correct university stance on old materials, but upperclassmen fared worse! (seniors: 15%)
- Access to old materials: Being Greek (+11.3%) versus Being in an official organization (-6.3%)

Less surprising results...

QPA	% Supporting Archive
2.01-2.50	100
2.51-3.00	88.9
3.01-3.50	79.2
3.51-4.00	87.7

- High-achieving students are just as supportive, on average, as those on the lower end of the QPA spectrum.

Class	% Supporting Archive
Freshman	94.4
Sophomore	82.4
Junior	85
Senior	85

- Educated guess: Freshmen feel that they have the least academic support, but older students find other ways to find the materials that they want

Sensitive Greek-related questions

Do Greeks keep old academic archives?

Class	% Responding Yes
Freshman	58.3
Sophomore	74.5
Junior	85
Senior	80
Senior+	100

If they did, would you go Greek?

Class	% Responding Yes
Freshman	8.3
Sophomore	9.8
Junior	17.5
Senior	20
Senior+	66.7

Sample sizes: Freshman (36), Sophomore (51), Junior (40), Senior (20), 5th Year (3)

Result Analysis

- Students have no idea what university policies are regarding old academic materials
 - Over 73% of the respondents answered incorrectly
- Students are very supportive of having an official campus-wide archive
 - 86% support an official academic archive maintained by professors
 - 73% say they would benefit from such an archive

Conclusion

Did we answer our **Research Questions?**



Do Students know about Academic Archives in Campus Organizations?

- Mostly, Yes
 - 58% of freshmen were aware
 - 85% of juniors were aware
- Archives encourage freshmen to go Greek
 - 8% of freshmen would go Greek for the Academic Archives

Do Students outside of Campus Organizations have access to Academic Archives?

- Mostly, Yes
 - 60% obtain resources through informal social networks

Are the Academic Archives used?

Type	Access/%	Usage/%
Homeworks	30.7	27.3
Exams	36	34
Notes	34.7	23.3

Is it ethical to use these Academic Archives?

- Yes, except for old programs and codes
 - 52% of students believe it is unethical
- Greeks and Non-Greeks have a similar opinion

Would an official Campus-wide Academic Archive benefit students?

- Yes
 - 86% of respondents support this idea
 - 72.7% of respondents believe that they would benefit

Final Conclusion

- We identified several factors to change that would make doing another survey easier and more accurate for our group
- Our data is scientifically accurate and reflects the opinions of CMU students with minimal bias (no imputation)
- An officially sanctioned campus-wide academic archive would be well received and would benefit students

An aerial photograph of a university campus. In the center is a large, light-colored building with many windows and several large doorways. In front of the building is a large green lawn with a wide, light-colored path leading to it. A tall, thin, grey sculpture stands on the lawn, with several people climbing it. The background shows more trees and a road. The sky is blue with some clouds.

Thank You

Questions?