










From <http://elections.nytimes.com/2012/fivethirtyeight/primaries/south-carolina>

[HOME PAGE](#) [TODAY'S PAPER](#) [VIDEO](#) [MOST POPULAR](#) [TIMES TOPICS](#) [Log In](#) [Register Now](#)

The New York Times **Politics**

 [POLITICS HOME](#)  [THE CAUCUS](#)  [FIVETHIRTY EIGHT](#)  [G.O.P. CANDIDATES](#)  [PRIMARY CALENDAR](#)  [INSIDE CONGRESS](#)  [POLL WATCH](#)  [VIDEO](#)

 **Five Thirty Eight** [Back to Blog »](#) **Republican Primary Projections**

These forecasts are formulated from an average of recent surveys, with adjustments made to account for a polling firm's accuracy, freshness of a poll and each candidate's momentum. Although this improves accuracy, there is still considerable uncertainty in the forecast as is reflected in the range of possible vote totals for each candidate. Read more about [the methodology](#).

By NATE SILVER | Updated Jan. 19, 2012 at 1:25 PM ET

IowaJAN. 3





New HampshireJAN. 10

South CarolinaJAN. 21 >

FloridaJAN. 31

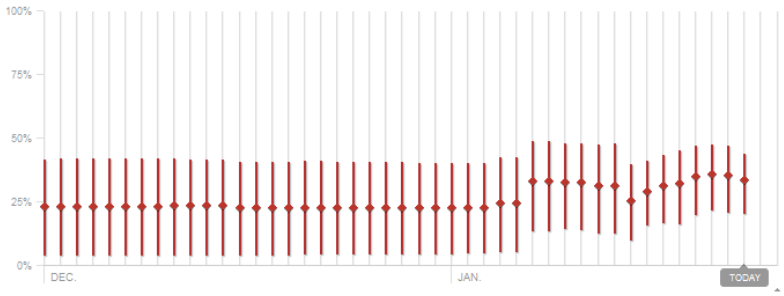
More states will be made available as we get closer to their contests.

South Carolina Primary Projections

CANDIDATE	PROJECTED VOTE RANGE	CHANCE OF WINNING
 Newt Gingrich	34.0% Vote range 20 48	50%
 Mitt Romney	33.6% Vote range 21 45	50%
 Ron Paul	16.4% Vote range 7 27	0%
 Rick Santorum	12.6% Vote range 6 22	0%

Previous Vote Range Projections

GINGRICHROMNEYPAULSANTORUMPERRYHUNTSMANBACHMANN



South Carolina Primary JAN. 21

Polls Used for the Projections

JAN. 18
InsiderAdvantage/Majori...
Survey of 718 likely voters
538 poll weight: ■■■■

Newt Gingrich	32 %
Mitt Romney	29
Ron Paul	15
Rick Santorum	11
Rick Perry	3

JAN. 18
Rasmussen
Survey of 750 likely voters
538 poll weight: ■■■■

Newt Gingrich	33 %
Mitt Romney	31
Ron Paul	15
Rick Santorum	11
Rick Perry	2

JAN. 18
PPP
Survey of 379 likely voters
538 poll weight: ■■■■

Newt Gingrich	34 %
Mitt Romney	28
Ron Paul	15
Rick Santorum	14
Rick Perry	5